



# LAW ENFORCEMENT OFFICER DEATHS

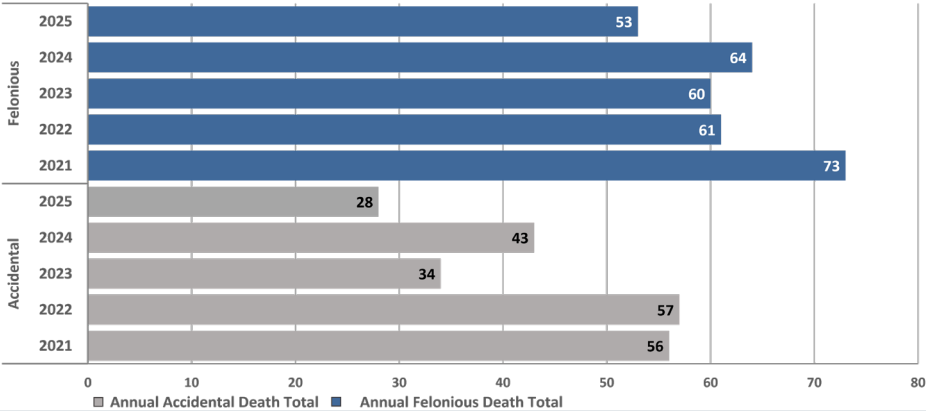
## 01/01/2025–12/31/2025

This is a graphic presentation of data regarding line-of-duty deaths, both felonious and accidental, collected from law enforcement agencies across the United States and U.S. territories by the FBI's Law Enforcement Officers Killed and Assaulted Data Collection. This preliminary information is provided for officer safety studies, training, and other initiatives. The below data is accurate as of 01/01/2026.

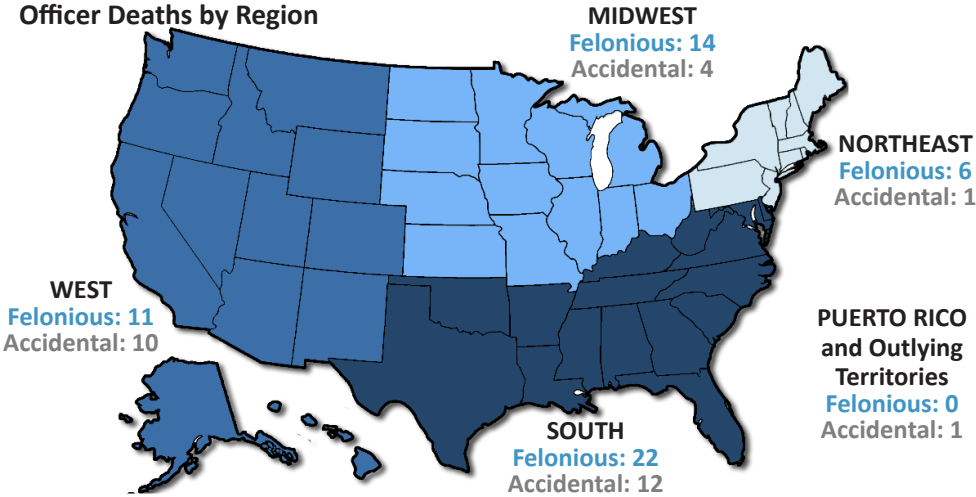
### KEY OBSERVATIONS

In December 2025, 2 law enforcement officers were feloniously killed, which is three less than in December 2024. In 2025, 53 officers were feloniously killed. Firearms were used by offenders in 79.6% of the incidents in 2025. The leading circumstances surrounding officers' felonious killings included instances related to unlawful or suspicious activities (20), warrant services (6), traffic stops (5), ambushes or unprovoked attacks (5), and pursuits (4). Accidental law enforcement deaths decreased 34.9% in 2025 (28) compared to 2024 (43). In 2025, the leading causes of accidental deaths were motor vehicle crashes (11), officers struck by vehicles (11), and the category of Other (6). The southern region had the most law enforcement deaths in 2025 with 34 total (22 felonious, 12 accidental). Although not represented in the below graphic, 10 officers died from the following medical conditions in 2025: heart attacks (5), conditions related to 9/11 response (3), and natural causes (2).

### Officer Deaths by Year



### Officer Deaths by Region



### Circumstances at Time of Officer Deaths

#### 53 Felonious Killings

- 2 Administrative assignment
- 5 Ambush or unprovoked attack
- 2 Arrest situation
- 0 Check in with another law enforcement officer
- 0 Follow-up investigation
- 0 Mass demonstration
- 0 Medical, mental health, or welfare assistance
- 1 Out of service (court, dining, etc.)
- 0 Prisoner transport/in-custody situation
- 4 Pursuit
- 2 Routine patrol other than traffic stop
- 20 Response to unlawful or suspicious activity
- 1 Service of a court order
- 2 Tactical situation
- 5 Traffic stop
- 6 Warrant service
- 3 Unknown

#### 28 Accidental Deaths

##### Type of Incident

- 0 Aircraft crash
- 0 Drowning
- 0 Fall
- 0 Firearm-related incident
- 11 Motor vehicle crash
- 11 Struck by vehicle
- 6 Other
- 0 Not reported

##### Officer Activity at Time of Accidental Death

- 4 Assisting/investigating vehicle crash
- 3 Assisting motorist
- 0 Avoiding hazardous situation/object
- 0 Cleaning weapon
- 0 Engaging in foot pursuit
- 0 Engaging in vehicle pursuit
- 1 Escorting dignitary or funeral
- 0 Non-range training
- 0 Overseeing work zone
- 10 Patrolling
- 0 Performing arrest
- 4 Performing traffic control/stop
- 0 Providing/deploying equipment
- 0 Range training
- 0 Recovery operation
- 0 Rescue operation
- 1 Responding to emergency
- 0 Responding to non-emergency
- 0 Tactical situation
- 0 Training exercise
- 2 Other
- 3 Not reported

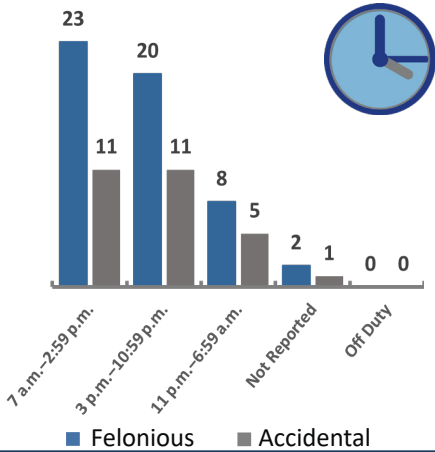
### Weapons Used by Offender

- 39 Firearm
  - 10 Handgun
  - 5 Rifle
  - 0 Shotgun
  - 24 Unknown
- 0 Blunt object (club, brick, etc.)
- 0 Chemical
- 0 Conductive energy device
- 0 Knives/cutting instrument
- 0 Less lethal
- 1 Personal weapon (hands, fists, etc.)
- 8 Vehicle
- 0 Not reported
- 1 Other


### Officer Deaths by Month

	Felonious		Accidental	
	2024	2025	2024	2025
Jan	2	3	3	3
Feb	7	7	6	1
Mar	5	5	3	0
Apr	10	2	10	3
May	4	4	0	1
Jun	4	6	4	3
Jul	6	5	0	4
Aug	10	6	3	2
Sep	6	4	4	3
Oct	0	4	3	4
Nov	5	5	4	1
Dec	5	2	3	3


### Time of Incident



### Demographics of Officers



### Demographics of Offenders



### Reported Status of Offender

- 23 In custody
- 24 Deceased
- 2 Not reported

### Incidents and Victims Felonious Killings

- 49 Incidents
- 53 Victims