



## Child Victimization, 2019-2023

### Executive Summary

- From 2019 to 2023, juvenile victims accounted for 13.0 percent of murder and nonnegligent manslaughter, kidnapping/abduction,<sup>1</sup> and aggravated assault offenses.<sup>2</sup>
- 2021 had the highest rate of juvenile victims at 40.9 juvenile victims per 100,000 inhabitants.
- For all three offenses (murder and nonnegligent manslaughter, kidnapping/abduction, and aggravated assault), 25.2 percent of juvenile victims were the child of the offender from known reported relationships.<sup>3</sup>
- The most common victim and offender demographics were White, male, and 17 years old.

### Introduction

This report will discuss data reported by law enforcement agencies from 2019 through 2023 to the FBI's Uniform Crime Reporting (UCR) Program about juvenile victims of murder and nonnegligent manslaughter, kidnapping/abduction, and aggravated assault offenses. For the purpose of this study, a juvenile is defined as *a person from birth up to and including 17-years old*.

Juvenile victim data included in this report covers the rate of juvenile victims, the locations where the offenses were perpetrated, the relationships (if any) to the offenders, the weapons/force used, victim injuries as well as the ages, sexes, and races of the victims. This report also summarizes the known data about the offenders, including ages, sexes, and races.

### A Word about UCR Data

For more than nine decades, the FBI's UCR Program has collected and published crime data submissions from federal, state, county, city, territorial, university/college, and tribal law enforcement agencies to increase awareness about the types and frequencies of crime occurring in the nation each year. Data is collected through NIBRS and the Summary Reporting System (SRS). Participation in the FBI's UCR Program is voluntary for state, county, city, territorial, university/college, and tribal law enforcement agencies, but federal law enforcement agencies are mandated to participate.

---

<sup>1</sup> The National Incident-Based Reporting System (NIBRS) definition of kidnapping/abduction includes hostage and parental abduction situations.

<sup>2</sup> Per NIBRS methodology, which can be found on the [Crime Data Explorer](#), offenses are counted as one offense for each victim of Crimes Against Persons.

<sup>3</sup> When there is more than one offender, an agency can report up to ten relationships for each victim. For this report, every relationship is counted individually.

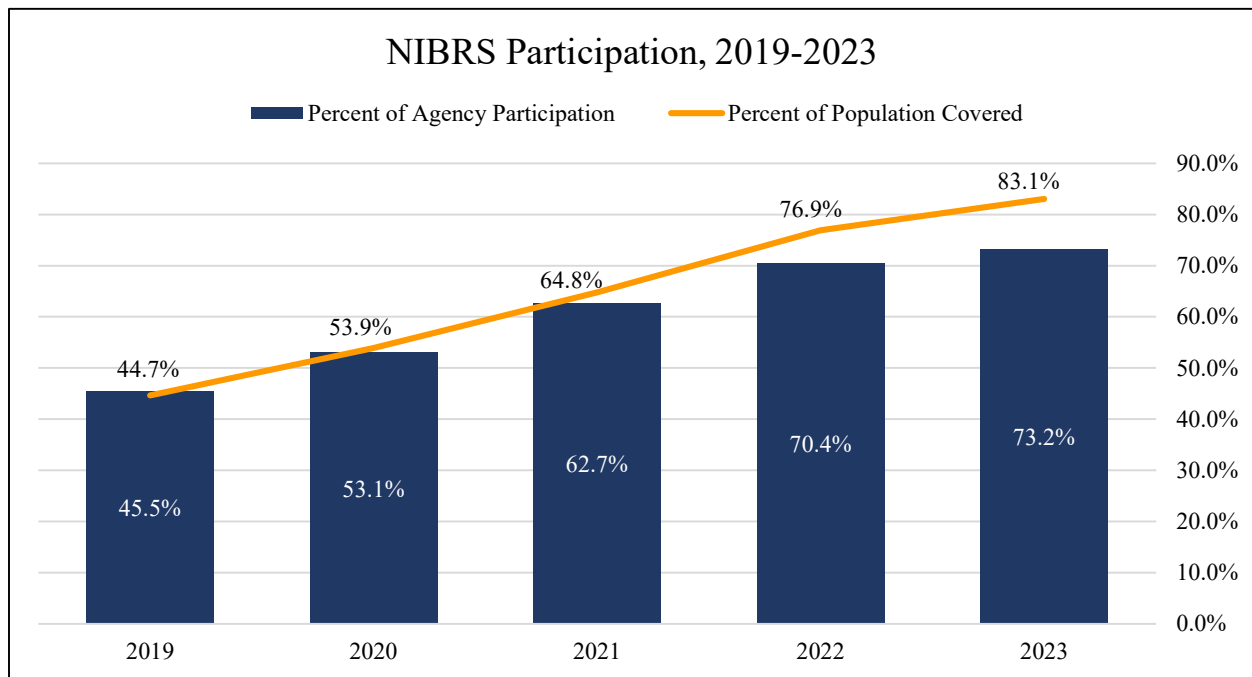


**U.S. Department of Justice**  
Federal Bureau of Investigation  
*Uniform Crime Reporting Program*

Because of the hierarchy reporting method used in SRS, only NIBRS data were used in this report.<sup>4</sup> NIBRS allows additional offenses that are connected to an incident to be reported, creating more detail-rich data. Please note, an incident may have more than one associated offense, offender, and victim.<sup>5</sup>

From 2019 to 2023, the average population covered by NIBRS was 64.7 percent with agency participation at an average of 61.0 percent, as shown in Figure 1. Agency participation and the percent of population covered has increased since 2019, and both are expected to rise as more agencies transition from SRS to NIBRS.

Figure 1: NIBRS Participation by Year, 2019-2023



<sup>4</sup> For more information on SRS versus NIBRS, visit <https://www.fbi.gov/how-we-can-help-you/more-fbi-services-and-information/ucr/nibrs>.

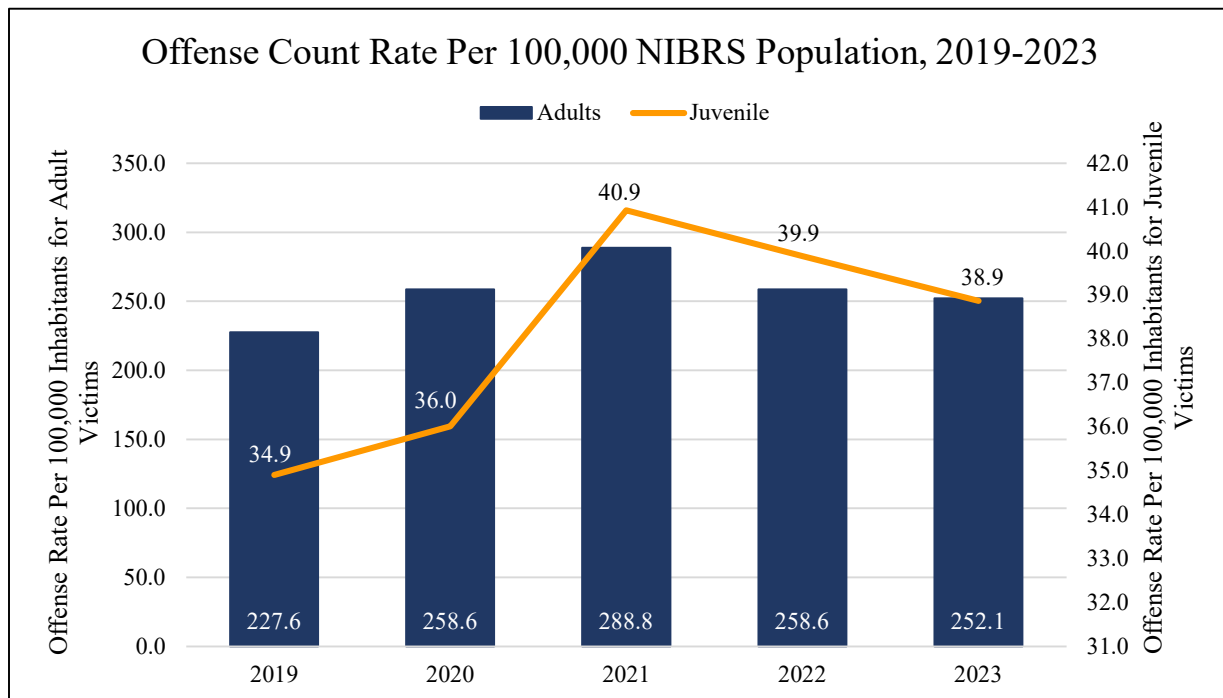
<sup>5</sup> For more information on NIBRS data elements, refer to the [NIBRS User Manual](#).



## Offenses

From 2019 to 2023, there were 3,191,758 offenses of murder and nonnegligent manslaughter, kidnapping/abduction, and aggravated assault, and 413,497 (13.0 percent) of those involved at least one juvenile victim. Of those three crimes committed against juvenile victims, aggravated assault had the highest percentage of victims (89.2 percent), while murder and nonnegligent manslaughter had the lowest (1.5 percent). These three types of offenses involved over 410,000 juvenile victims. From 2020 to 2021, the rate of juvenile victims increased sharply and then decreased steadily in 2022 and 2023, as shown in Figure 2.

Figure 2: Offense Rate for Adult and Juvenile Victims by Year, 2019-2023

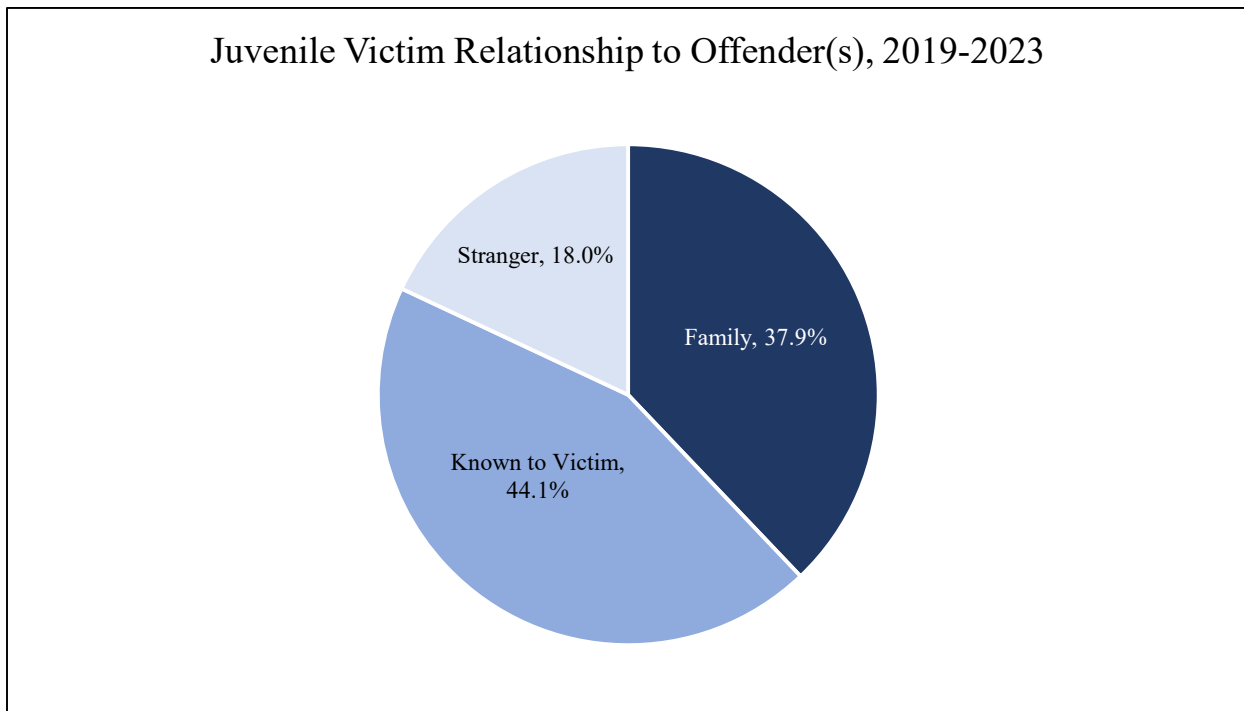




## Location and Relationship

For all three offenses, more than half (58.0 percent) of known reported locations were residences/homes with the second most reported location being highways/roads/alleys/streets/sidewalks (19.6 percent). Of known reported relationships, 82.0 percent of the juvenile victims knew the offender in some capacity. Aggravated assault victims had the highest number of stranger relationships to the offender (18.1 percent) and murder and nonnegligent manslaughter had the lowest (17.0 percent). Kidnapping/abduction victims were more often the child of the offender (36.7 percent) than were the victims of murder and nonnegligent manslaughter (11.4 percent) and aggravated assault (23.8 percent).

Figure 3: Juvenile Victim Relationship to Offender(s), 2019-2023

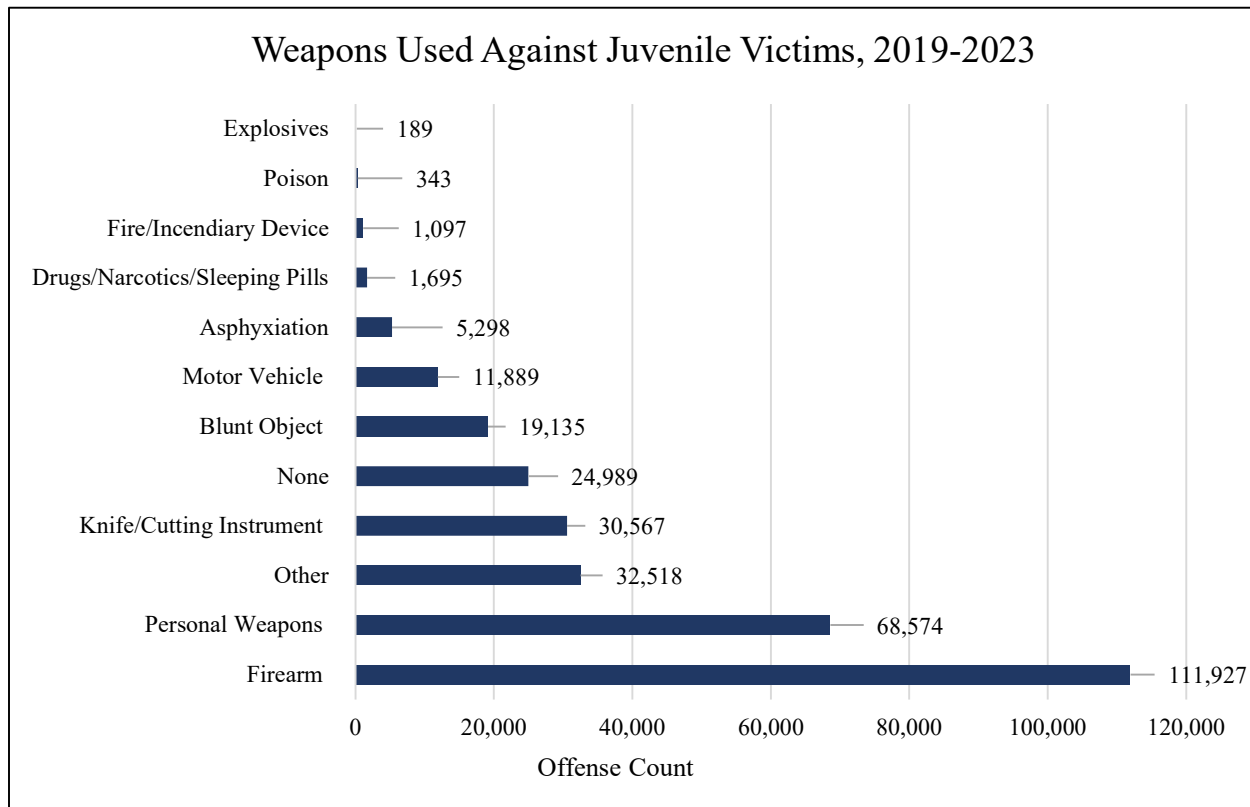




## Offender Suspected of Using, Weapon/Force, and Juvenile Victim Injuries

For each of the three offenses covered in this report, less than 10.0 percent of offender(s) were suspected of using<sup>6</sup> drugs/narcotics, alcohol, or computer equipment to perpetrate the crime. In the large majority (92.5 percent) of these incidents, agencies answered “Not Applicable” for the question about if the offender was suspected of using drugs/narcotics, alcohol, or computer equipment to perpetrate the crime. Firearms were the most common weapon/force<sup>7</sup> for murder and nonnegligent manslaughter and aggravated assault. In kidnapping/abduction incidents, firearms were used 7.9 percent of the time. For kidnapping/abduction, “None” was the most common known reported weapon/force, but the second most common was personal weapons.<sup>8</sup> Figure 5 does not include murder and nonnegligent manslaughter. More than 40 percent (41.2) of aggravated assault offenses reported at least one victim injury,<sup>9</sup> but in 87.6 percent of kidnapping/abduction offenses, “No Injury” was reported.

Figure 4: Weapons Used Against Juvenile Victims by Offenders, 2019-2023



<sup>6</sup> *Offender Suspected of Using* is a data element in NIBRS. Agencies can report up to three choices per offense type, except for “Not Applicable”, which is mutually exclusive.

<sup>7</sup> *Type Weapon/Force Involved* is a data element in NIBRS. Agencies can report up to three weapon/force types per incident, except for the option “None”, which is mutually exclusive.

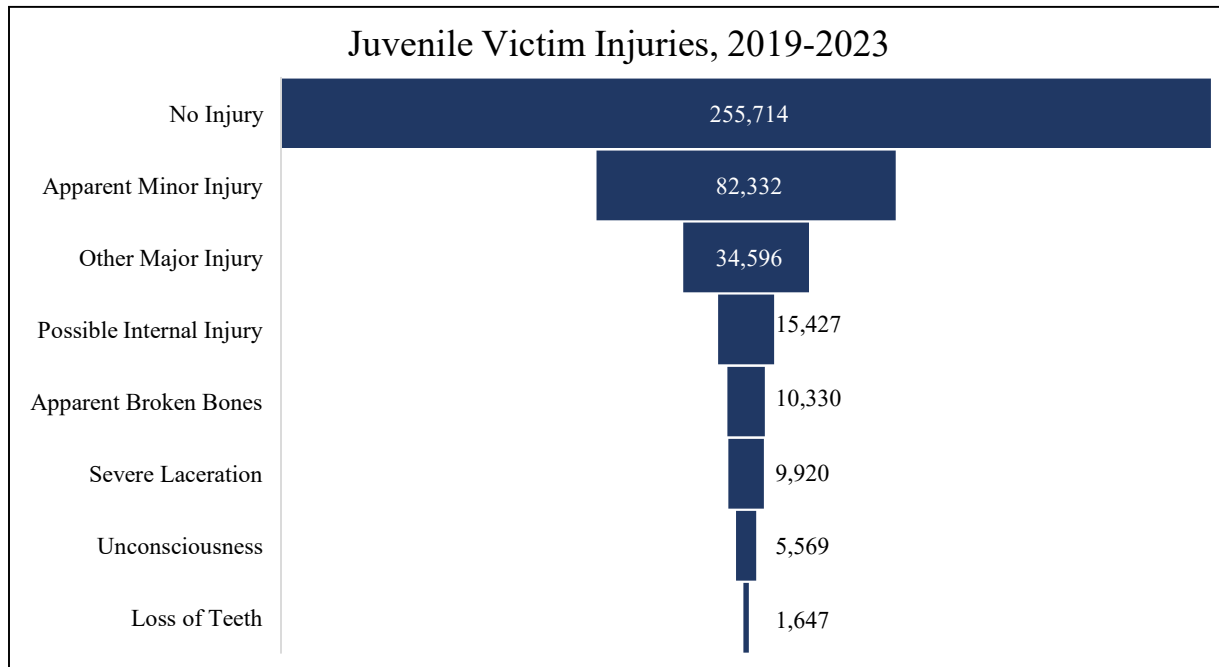
<sup>8</sup> NIBRS defines personal weapons as hands, fists, feet, arms, teeth, etc.

<sup>9</sup> *Victim Injury* is a data element in NIBRS. Agencies can report up to five injury types per victim.



**U.S. Department of Justice**  
**Federal Bureau of Investigation**  
*Uniform Crime Reporting Program*

Figure 5: Juvenile Victim Injuries Reported with Kidnapping/Abduction and Aggravated Assault Incidents, 2019-2023

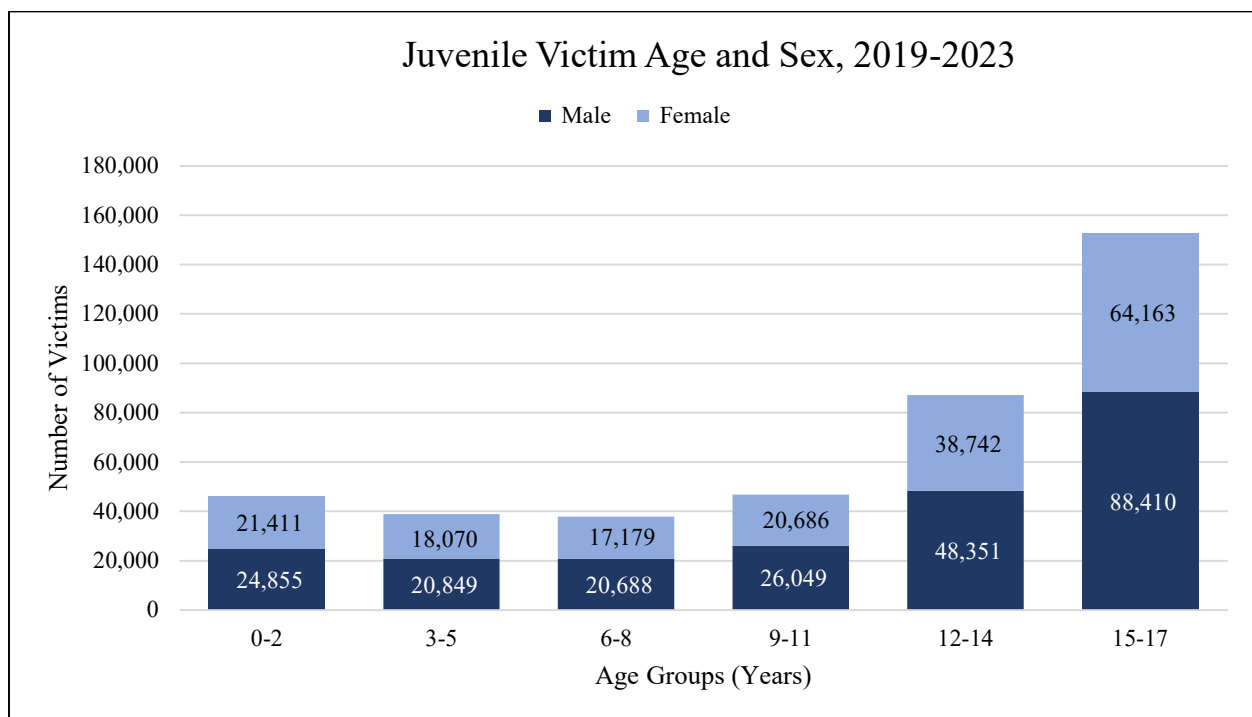




## Victims

From 2019 to 2023, 411,350 known reported juvenile victims were affected. Overall, the most common victim age was 17 years old and the majority being male. The only offense for which the majority of victims were female was kidnapping/abduction (60.3 percent). Of known reported murder and nonnegligent manslaughter victims, 73.2 percent were male, and 51.6 percent were 15-17 years old. The age range of 15-17 years old had the highest percentage of victims for all three offenses. For the three offenses combined, majority of victims were White, as seen in Figure 7. However, at 58.8 percent, most murder and nonnegligent manslaughter victims were Black or African American.

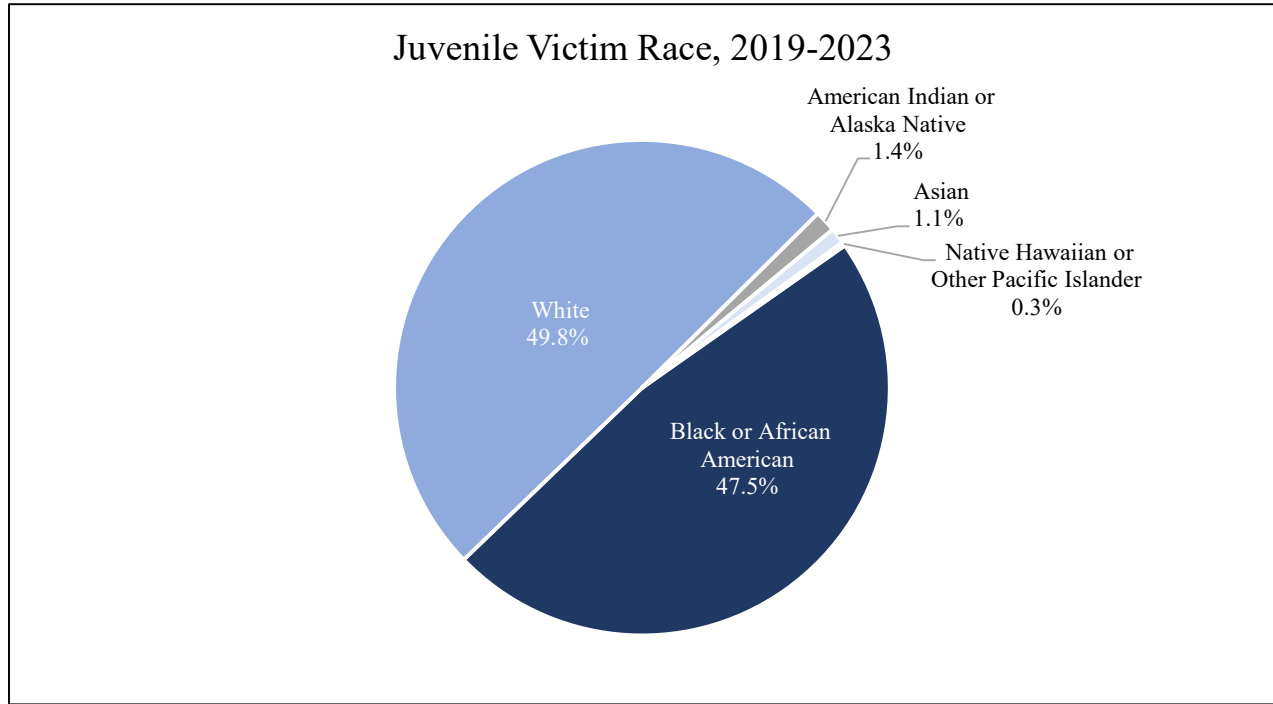
Figure 6: Juvenile Victims by Age Group and Sex, 2019-2023<sup>10</sup>



<sup>10</sup> Due to some victims' ages and sexes being unknown, the numbers in Figure 6 will not add up to the total victim count.



Figure 7: Juvenile Victim by Race, 2019-2023<sup>11</sup>



<sup>11</sup> Percentages are rounded and may not add to 100.

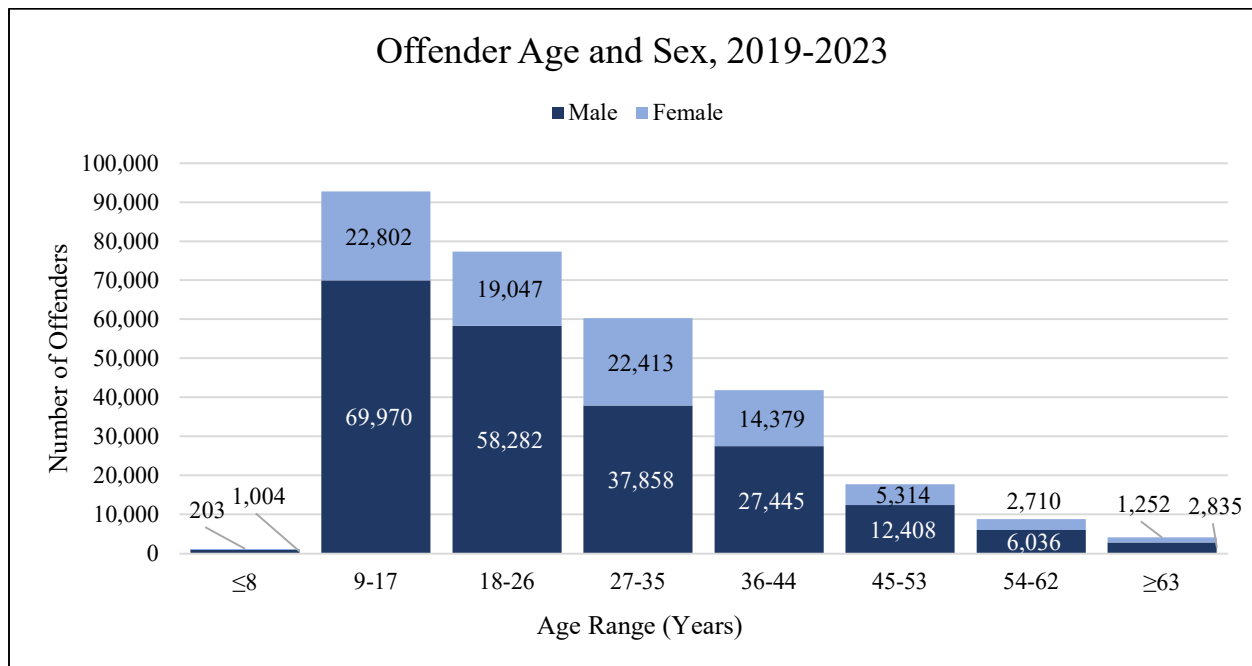




## Offenders

There were 389,510 offenders for murder and nonnegligent manslaughter, kidnapping/abduction, and aggravated assault from 2019 to 2023. Of the known reported sex for offenders, 71.9 percent were male, and 28.1 percent were female. The majority (30.4 percent) of the known reported offenders were in the 9-17 age category, while the most common age was 17 years old. Similar to the victims, a narrow majority of known reported offenders were White. The categories of “Unknown” and “Not Reported” were more common for offender data: 21.2 percent for age, 16.2 percent for sex, and 20.1 percent for race.

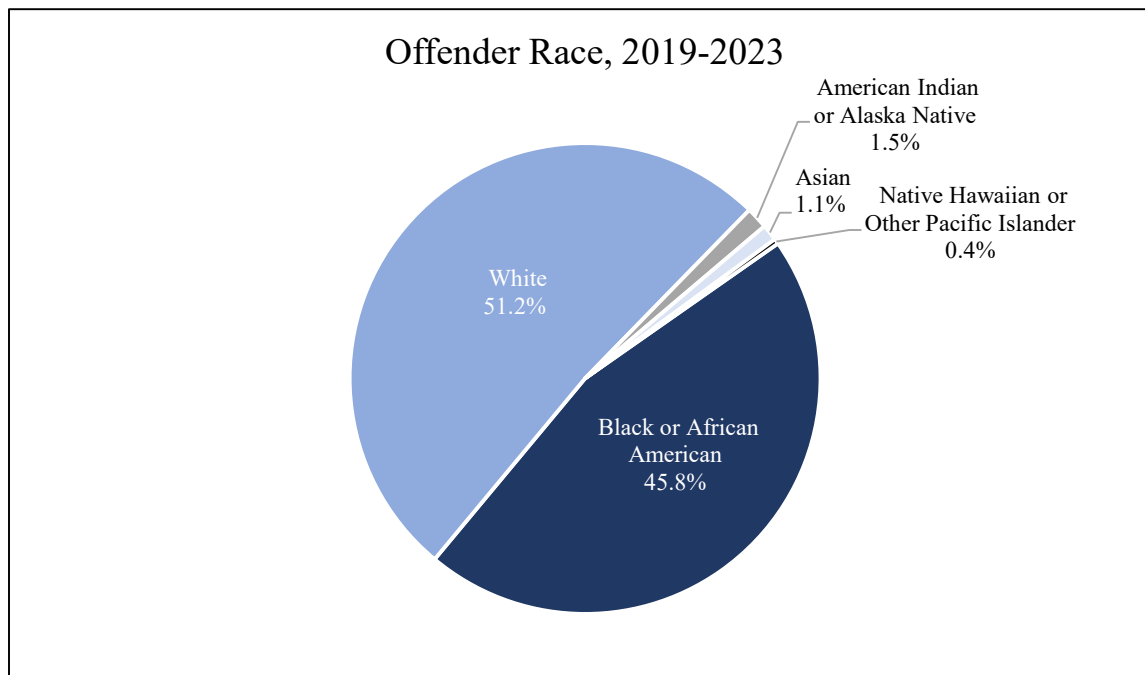
Figure 8: Offender by Age Group and Sex, 2019-2023<sup>12</sup>



<sup>12</sup> Due to some offenders' ages and sexes being unknown, the numbers in Figure 8 will not add up to the total offender count.



Figure 9: Offender by Race, 2019-2023





## Conclusion

Juvenile victims accounted for 13.0 percent of the victims of reported murder and nonnegligent manslaughter, kidnapping/abduction, and aggravated assault offense counts from 2019 to 2023. Most of these incidents occurred at residences/homes, and 82.0 percent of victims knew the offender in some way. When a weapon/force was used, firearms and personal weapons were the most common weapon/force used by offenders. More than 60 percent (61.5) of kidnapping/abduction and aggravated assault victims reported no injury. The most common demographics for victims and offenders were 17 years old, White, and male.

When agencies choose to report data on juvenile crime victims, the public can gain valuable insight and law enforcement agencies can use the data to create strategies to reduce and impede similar offenses in the future.