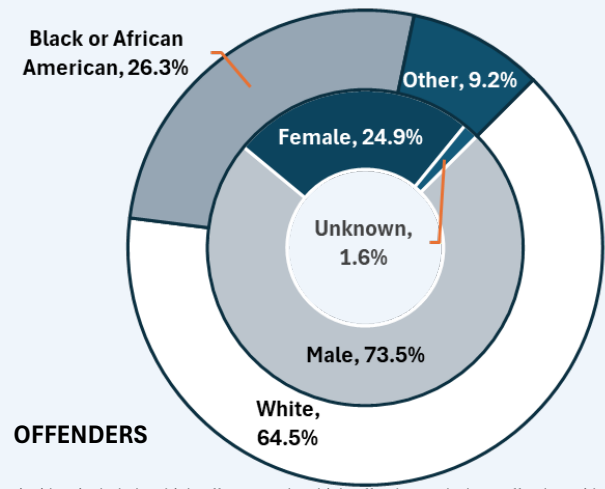
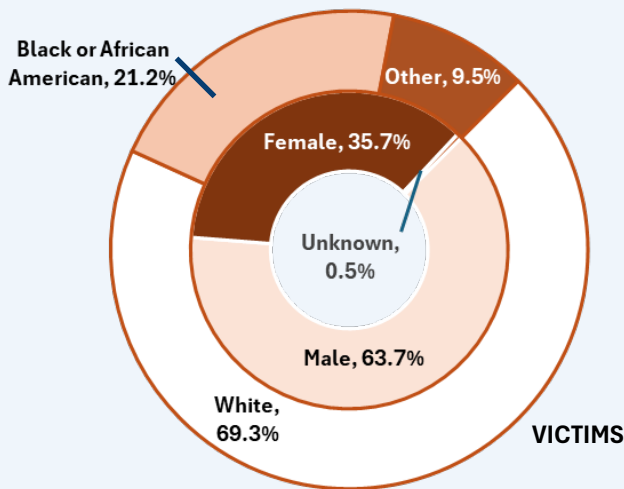




The FBI's Uniform Crime Reporting Program collects data submitted by law enforcement agencies via the National Incident-Based Reporting System. Between 2015 and 2024, law enforcement submitted 11,005 incidents of negligent manslaughter, a type of homicide characterized as the unlawful killing of another person through negligence. This can include hunting accidents, gun cleaning, children playing with guns, and traffic accidents associated with driving under the influence, distracted driving, and reckless driving.

## Negligent Manslaughter, 2015-2024: Victim and Offender\* Demographics



\*If an incident included multiple offenses and multiple offenders, only those offenders with a reported relationship to the negligent homicide offense were included in this infographic.

### MULTIPLE-VICTIM NEGLIGENT MANSLAUGHTER INCIDENTS

Multiple victims were killed in 6.9% of negligent manslaughter incidents. Those incidents most frequently involved a motor vehicle (71.4%) or firearm (5.4%). 23.2% of multiple-victim incidents involved other weapons or force types.



### VICTIM-OFFENDER RELATIONSHIPS

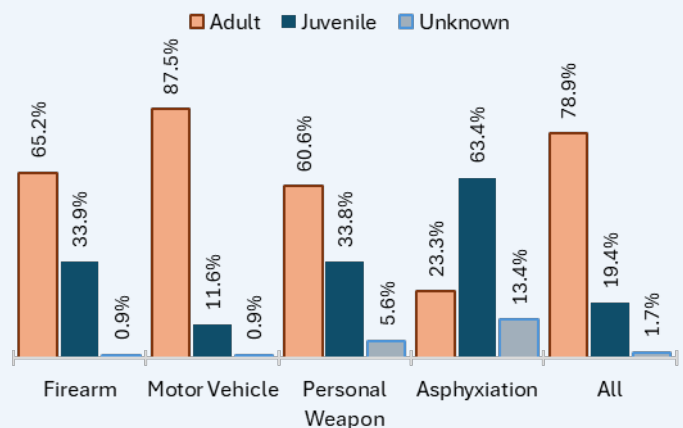
- Female victims were more than twice as likely to be an intimate partner of the offender as a male victim.
- When the offender was female, 18.6% of victims were the offender's juvenile children. If the offender was male, 4.2% of victims were their juvenile children.



### JUVENILE VICTIMS AND OFFENDERS

Only 4.3% of negligent manslaughter offenses involved both a juvenile offender and a juvenile victim. Of those, a motor vehicle was involved in 26.1% of deaths and a firearm in 61.4% of deaths.

## Negligent Manslaughter, 2015-2024: Weapon/Force Type by Victim Age



### WEAPON USE

- Firearms were involved in 15.3% of negligent manslaughter offenses. Juveniles made up 33.9% of victims and 23.5% of offenders.
- Motor vehicles were involved in 48.9% of negligent manslaughter offenses. Juveniles made up 11.6% of victims and 5.5% of offenders.